

Five-Axis Vertical Machining Center

CT-350



Tongtai Tongtai Machine & Tool Co., Ltd.

Headquarters

No.3, Luke 3rd Rd., Luzhu Dist., Kaohsiung City 82151, Taiwan

TEL : 886-7-9761588 FAX : 886-7-9761589

www.tongtai.com.tw

Taoyuan Branch	TEL : 886-3-4551399	FAX : 886-3-4559730
Taichung Branch	TEL : 886-4-23589600	FAX : 886-4-23589993
Japan Branch	TEL : 81-4-71438355	FAX : 81-4-71438360
Europe Branch	TEL : 31-161-454639	FAX : 31-161-454768
Romania Branch	TEL : 40-264-415273	FAX : 40-264-403983
Malaysia Branch	TEL : 603-78597113	FAX : 603-78597115
Vietnam Branch	TEL : 84-4-62766090	
Thailand Branch	TEL : 66-2-7443440	FAX : 66-2-3986518
Indonesia Office	TEL : 62-21-45850875	FAX : 62-21-45850876

China Operation Center

Shuzhou Tong-yu Machine & Tool Co., Ltd.

No.555 Huahong Rd., Economic Development Zone of Wujiang, Suzhou City, Jiangsu Province, China

TEL : 86-512-63430168

FAX : 86-512-63431622

E-mail : sales@tong-yu.com.cn

Wuhan Branch	TEL : 86-27-59409109	FAX : 86-27-59409110
Chongqing Branch	TEL : 86-23-67865925	FAX : 86-23-67867717
Guandong Branch	TEL : 86-755-27222119	FAX : 86-755-27222115
Tianjin Branch	TEL : 86-22-24417640	FAX : 86-22-24416738
Shanghai Office	TEL : 86-21-24208138	FAX : 86-21-34073262
Shenyang Office	TEL : 86-24-24142968	FAX : 86-24-24115782

Affiliates

Honor Seiki Co., Ltd.	Asia Pacific Elite Corp.	Quick-Tech Machinery Co., Ltd	PCI-SCEMM - rue Copernic	ANGER Machining GmbH
TEL : 886-7-9759888	TEL : 886-4-23589313	TEL : 886-6-3841155	TEL : 33-4-77426161	TEL : 43-7229-71041-0
FAX : 886-7-9759999	FAX : 886-4-23588913	FAX : 886-6-3841177	FAX : 33-4-77426023	FAX : 43-7229-71041-199
www.honorseiki.com.tw	www.apecnc.com	www.quicktech.com.tw	www.pci.fr	www.anger-machining.com




CT-350 2016.02.11



www.tongtai.com.tw

CT-350



High performance design

Integrated with advanced technologies and R&D experience, the high performance vertical 5-axis machining center, CT-350, is able to process complicated precision parts machining for industries. These include: aerospace, automotive, biomedical, electronics, and mold industries. In addition, the CT-350 is effective for reducing set-up times and improving efficiency.

Roller cam type A/C axis

Standardly equipped with roller gear cam type A/C axis table allows zero-backlash and high rigidity. This dramatically improves the machining precision.

High speed spindle

Standardly equipped with 15,000 rpm direct-drive type oil-air lubrication spindle. Also available with a 20,000 rpm build-in type oil-air lubrication spindle.



Main specification

Spindle	15,000 rpm direct-drive type spindle (Std.)
	20,000 rpm built-in type spindle (Opt.)
X/Y/Z axis	X/Y/Z axis rapid traverse 36/36/30 m/min
	X/Y/Z axis stroke 400/510/510mm
	<input type="checkbox"/> 45 mm high rigidity roller guide way
A/C axis rotary table	X/Y axis \varnothing 40 mm, Z axis \varnothing 45 mm High precision ballscrew
	A/C axis roller gear cam type
	Table size : \varnothing 350 mm
ATC	Max. workpiece size : \varnothing 380xH220 mm
	Tool magazine capacity 24 (Opt. 30 or 40 tools)

CONTENTS

- 03 Main structure
- 05 Spindle output and torque chart
- 06 Working area
- 07 Operation
- 08 Machine dimensions
- 09 Standard/optional accessories
- 10 Specifications

Main structure

High rigidity structure

Stroke

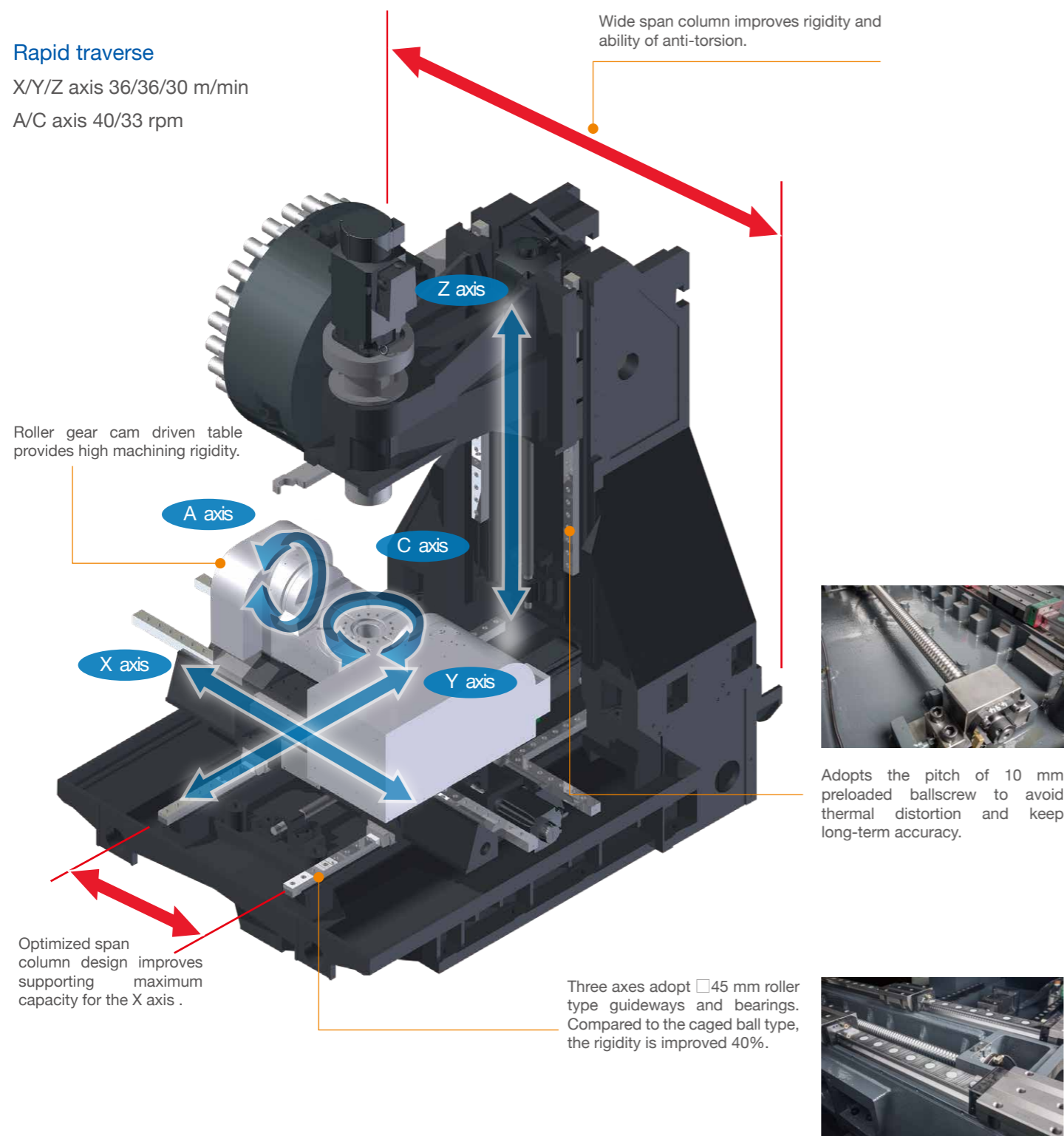
X/Y/Z axis 400/510/510 mm

A/C axis 150(+30°~-120°)/360° mm

Rapid traverse

X/Y/Z axis 36/36/30 m/min

A/C axis 40/33 rpm

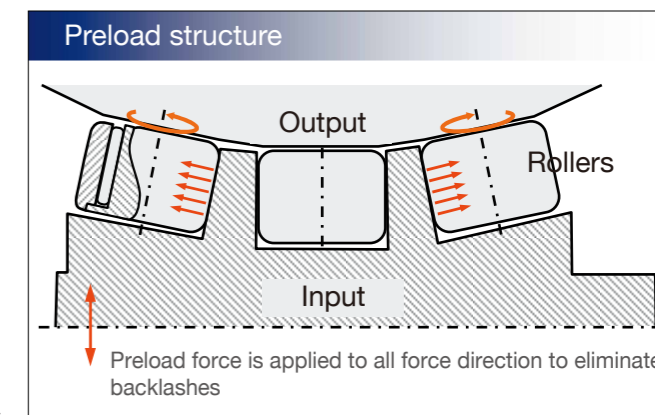


Rotary table

A/C axis : Roller gear cam type

The positioning accuracy, repeatability accuracy, backlash and durability performances of the roller gear cam mechanism are a better design than worm-gear mechanism.


Because A/C axis rotary table is driven by roller gear cam with rolling contact between roller and cam, it can start at a lower torque. High accuracy is guaranteed under long-term heavy duty cutting.



	W/O linear scale	With linear scale
Positioning accuracy	15"	6"
Repetition accuracy	10"	5"

Zero backlash	Low abrasion
High positioning accuracy	Higher durability

Max. workpiece size



Spindle output and torque chart

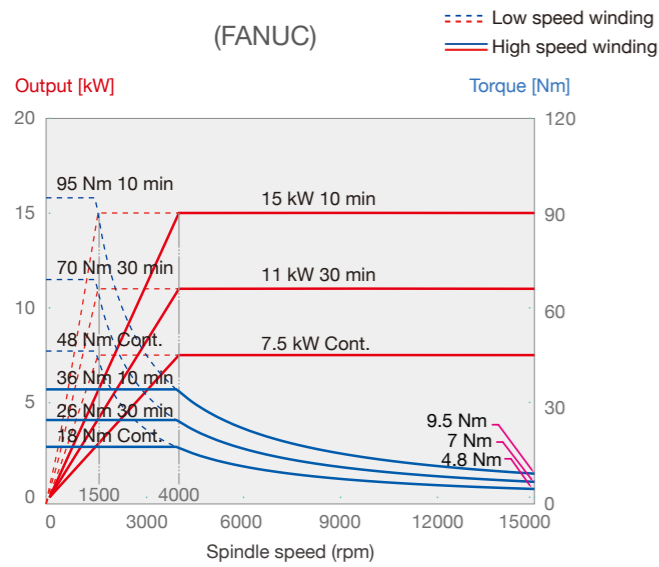
Spindle

- The CT-350 spindle is equipped with oil-air lubricated bearings and oil-cooling cartridge. This constrains the thermal generation and reduces the thermal expansion in the spindle.
- BBT dual-contact tool holder is equipped to enhance the stability and machining quality.

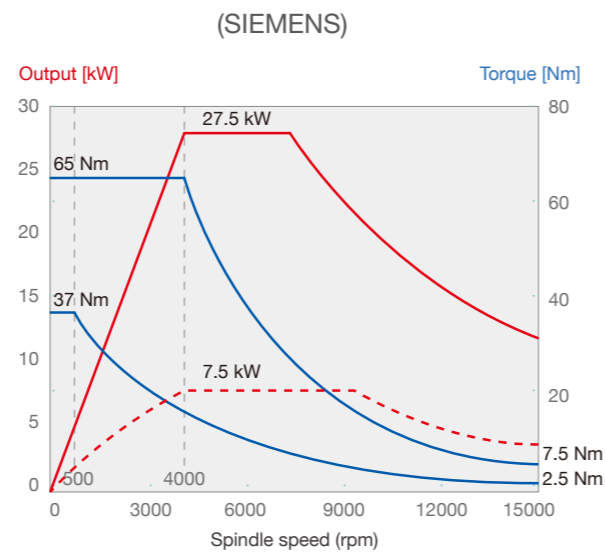


Spindle output and torque chart

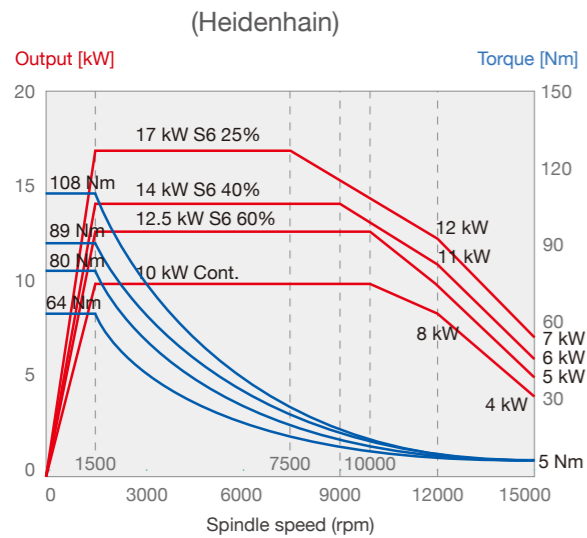
15,000rpm Direct-drive spindle



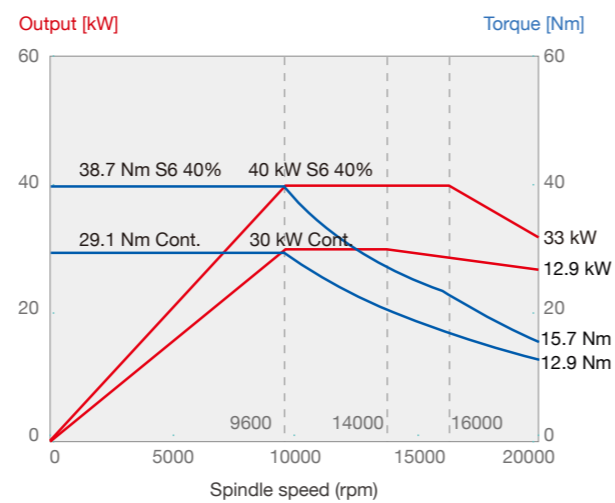
15,000rpm Direct-drive spindle (Opt.)



15,000rpm Direct-drive spindle (Opt.)

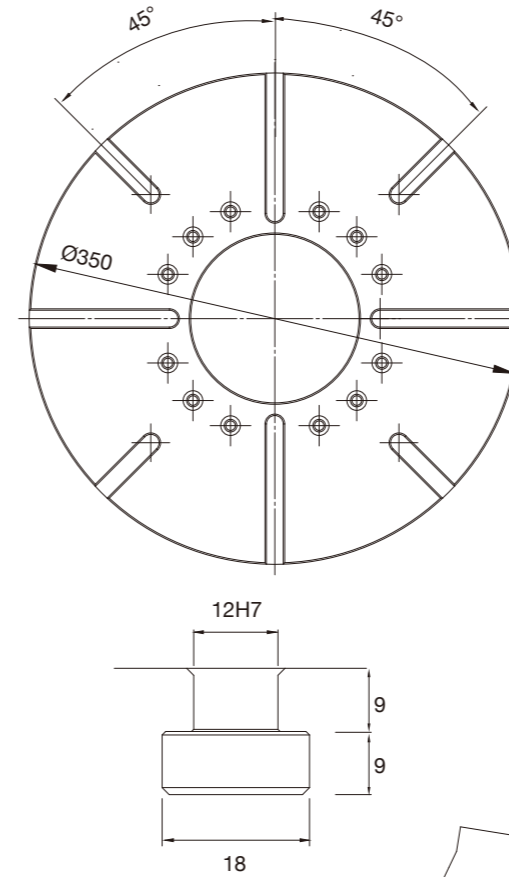


20,000 rpm Built-in spindle(Opt.)

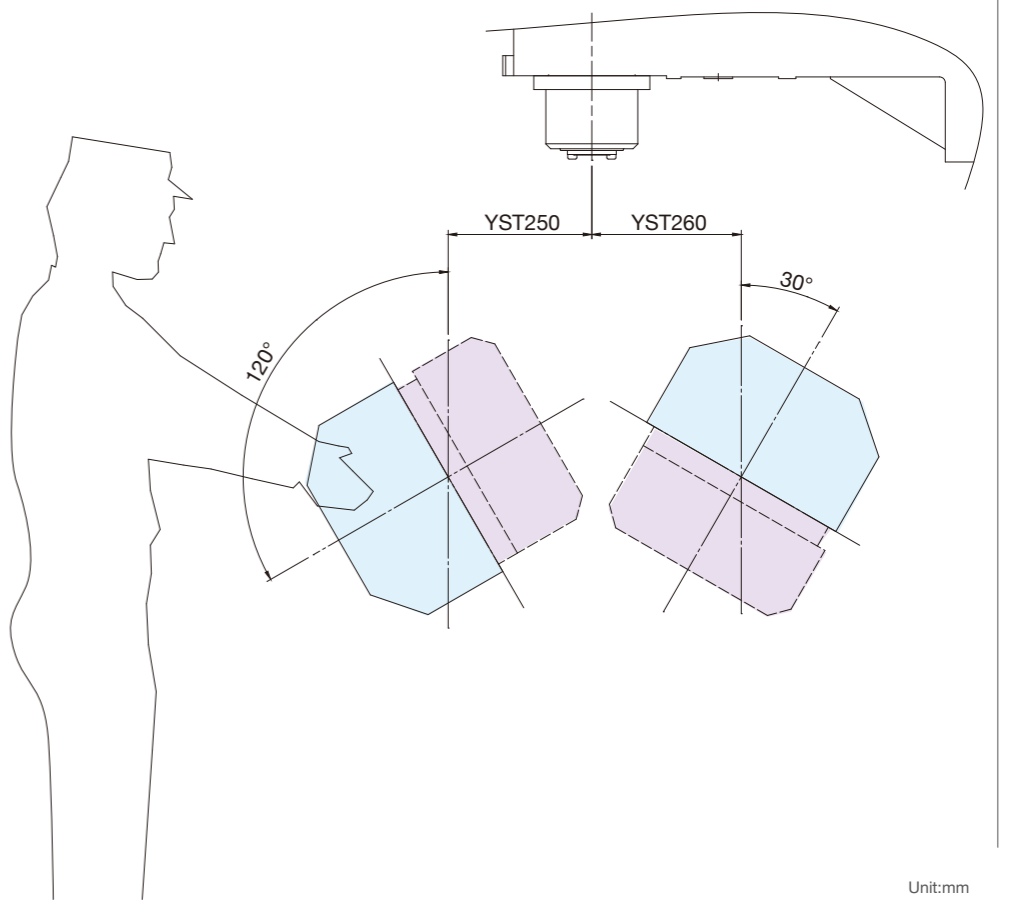
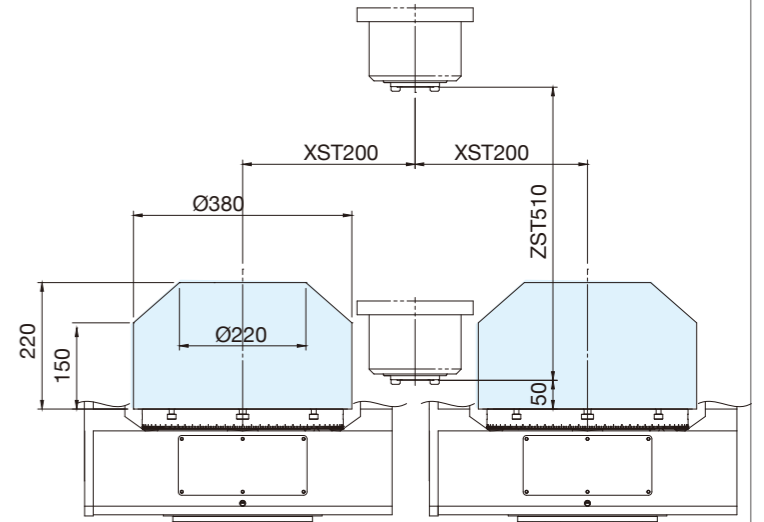


Working area

Table



Working area



Operation

Easy daily maintenance

Through centralized management of air FIRC unit and lubricant pump, daily maintenance is done easily.



Swivel-type operation panel

The operation panel is able to swivel up to 90 degrees, which improves visibility during operation.




Door opening width

The wide door opening makes machine operation and loading/unloading more convenient.



Spacious working zone facilitates operation of overhead travelling crane.



Machine dimensions

ATC

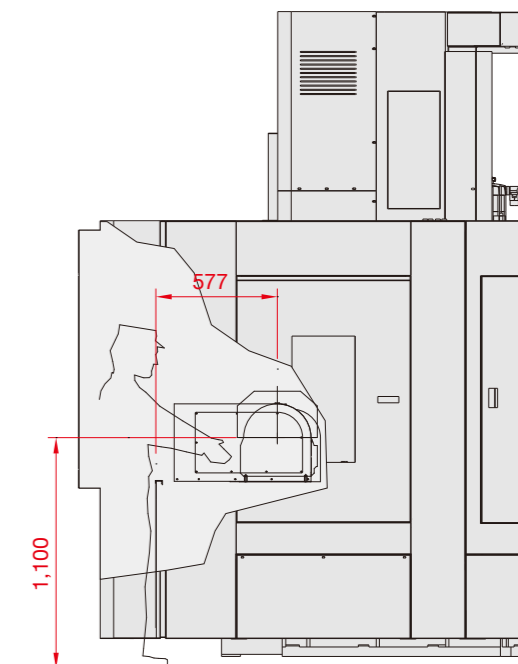
The roller gear cam type tool changer has higher accuracy and lower noise. In addition, the stable tool clamping can ensure spindle accuracy and expand bearing life.

- Tool capacity 24 tools
- 30 tools (Opt.)
- 40 tools (Opt.)



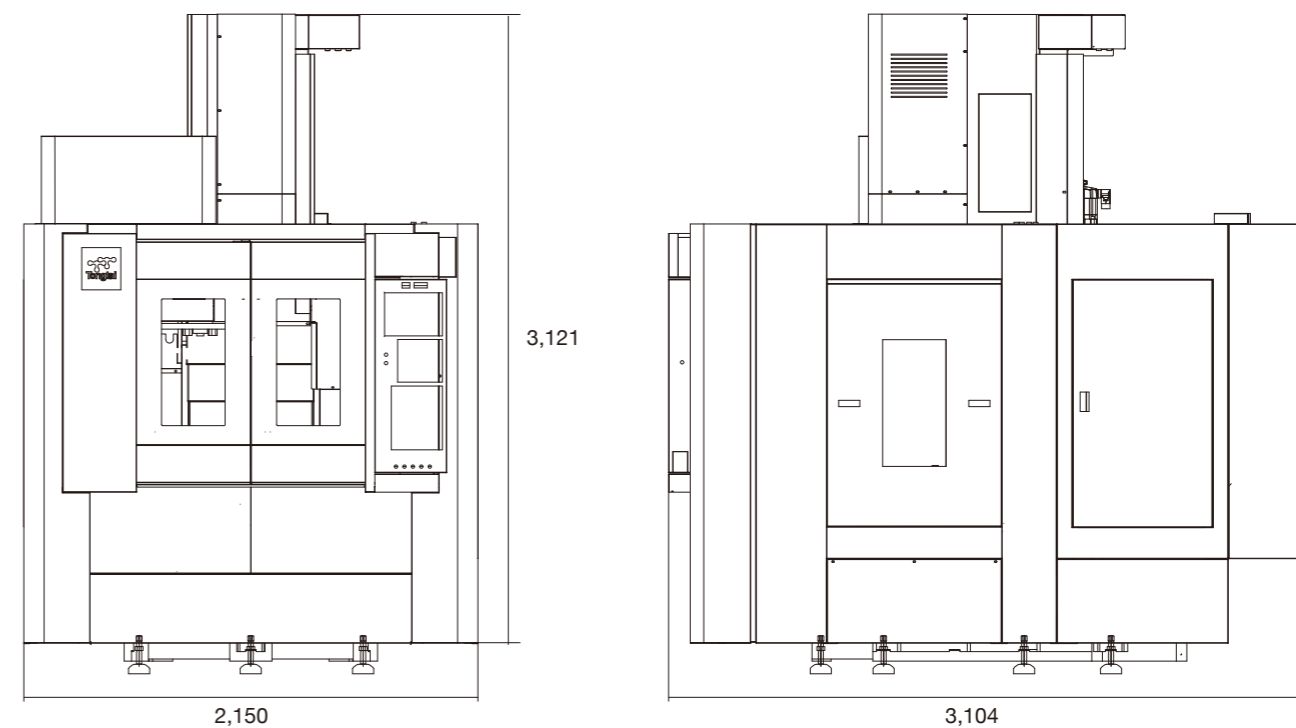
Accessibility

Suitable table height and reasonable distance between table and operator provide an excellent machining experience during operation.



Machine dimensions

Unit:mm



Standard/optional accessories

		Standard	Optional
Spindle	Built-in type 15,000 rpm	●	
	Built-in type 20,000 rpm		○
Table	Roller gear type A axis	●	
	Roller gear type C axis	●	
Tool Shank	BBT-40	●	
	HSK-A63		○
Tool capacity	24 tools	●	
	30 tools		○
	40 tools		○
Coolant through spindle pump	20 bar		○
	50 bar		○
	70 bar		○
Cooling system	Spindle coolant system	●	
	Air conditioner for electrical cabinet		○
Chip conveyor	Scraper type conveyor		○
	Hinge type conveyor		○
Lubrication system	General lubrication system	●	
	LHL integrated lubrication system		○
Positioning accuracy system	Three axes linear scale 5μm resolution		○
	Three axes linear scale 3μm resolution		○
	A axis linear scale (±3 sec)		○
	C axis linear scale (±3 sec)		○
Automatic tool length detector	Marposs Mida Laser 75P tool breakage detector		○
	Renishaw TS-27R		○
	Blum P87.0634-014-NT-A3		○
Others	Workpiece measuring device		○
	Machining air blow	●	
	Air gun	●	
	Coolant gun		○
	Oil skimmer		○
	Oil mist collector		○
	(MQL) Minimal Quantity Lubrication System		○
Controller	FANUC 0i-MF	●	
	FANUC 31i-MB		○
	SIEMENS 840D		○
	HEIDENHAIN TNC640		○

Specifications

Item	Specification	Unit	CT-350	
Table	Table size (LxW)	mm	Ø350	
	Max. loading capacity	kg	200	
	Table height from floor	mm	1,100	
	Max. workpiece dimension (diameter×height)	mm	Ø380×220	
	A/C axis min. indexing increment	deg	0.001°	
Spindle	Spindle taper		7/24 Taper No.40	
	Spindle speed	rpm	15,000 (Opt. 20,000)	
Stroke	X/Y/Z axis stroke	mm	400/510/510	
	Spindle nose to table	mm	50-560	
	A axis stroke	deg	+30 ~ -120	
	C axis stroke	deg	±360	
Feed	X/Y/Z axis rapid traverse	m/min	36/36/30	
	A/C axis rapid traverse	rpm	33.3/40	
	Cutting feedrate	mm/min	1-10,000	
ATC	Tool shank		BBT-40 (Opt. HSK-63A)	
	Tool capacity	pc	24 (Opt. 30, 40)	
	Max. tool diameter	mm	Ø76	
	Max. tool diameter (w/o adjacent tool)	mm	Ø125	
	Max. tool length	mm	300	
	Max. tool	kg	7	
Motor	Spindle motor (15,000)	kW	7.5/11/15 (FANUC)	
	Spindle motor (20,000)	kW	7.5/27.5 (SIEMENS)	
	X/Y/Z axis servo motor		kW	2.7/2.7/4 (FANUC)
				3.3/3.3/4.87 (SIEMENS)
	Coolant motor	kW	0.37×2	
Machine size	Wide×Depth×Height	mm	2,150×3,104×3,121	
	Weight	kg	7,000	