

TC Series

CNC Lathe



Tongtai Tongtai Machine & Tool Co., Ltd.

Headquarters

No.3, Luke 3rd Rd., Luzhu Dist., Kaohsiung City 82151, Taiwan
 TEL : 886-7-9761588
 FAX : 886-7-9761589, 886-7-9761590
 Website : www.tongtai.com.tw

Taoyuan Office	TEL : 886-3-4551399	FAX : 886-3-4559730
Taichung Office	TEL : 886-4-23589600	FAX : 886-4-23589993
Japan Branch	TEL : 81-4-71438355	FAX : 81-4-71438360
Europe Branch	TEL : 31-161-454639	FAX : 31-161-454768
Malaysia Branch	TEL : 603-78597113	FAX : 603-78597115
Vietnam Office	TEL : 84-4-62766090	
Thailand Office	TEL : 66-2-7443440	FAX : 66-2-3986518
Indonesia Office	TEL : 62-21-45850875	FAX : 62-21-45850876

Affiliates

Honor Seiki Co., Ltd.
 TEL: 886-7-9759888
 FAX: 886-7-9759999
 Website : www.honorseiki.com.tw

Asia Pacific Elite Corp.
 TEL: 886-4-23589313
 FAX: 886-4-23588913
 Website : www.apecnc.com

Quick-Tech Machinery Co., Ltd
 TEL: 886-6-3841155
 FAX: 886-6-3841177
 Website : www.quicktech.com.tw

China Operation Center

Shuzhou Tong-yu Machine & Tool Co., Ltd.

No.555 Huahong Road, Economic Development Zone,
 Songling Town, Wujiang City, Jiangsu Province, China
 TEL : 86-512-63430168
 FAX : 86-512-63431622
 E-mail : sales@tong-yu.com.cn

Wuhan Branch	TEL : 86-27-59409109	FAX : 86-27-59409110
Chongqing Branch	TEL : 86-23-67865925	FAX : 86-23-67867717
Guandong Branch	TEL : 86-755-27222119	FAX : 86-755-27222115
Tianjin Branch	TEL : 86-22-24417640	FAX : 86-22-24416738
Shanghai Office	TEL : 86-21-24208138	FAX : 86-21-34073262
Shenyang Office	TEL : 86-24-24142968	FAX : 86-24-24115782



TC Series



- High rigidity structure
- High efficiency turning performance

Tongtai's CNC lathes have been widely popular to worldwide customers because its high reliability and high cost-performance rate. But we are not self-satisfied and devoted to improve product quality to fit to customers' demand. Now, Tongtai launches new CNC lathe-TC series. With finite element analysis, structure rigidity is reinforced. Non-cutting time is decreased because of quick tool changing on servo driven turret. Furthermore, chip evacuation and ergonomic are also improved. TC series is your best choice of CNC lathe for high rigidity, high efficiency and high cost-performance rate.

CONTENTS

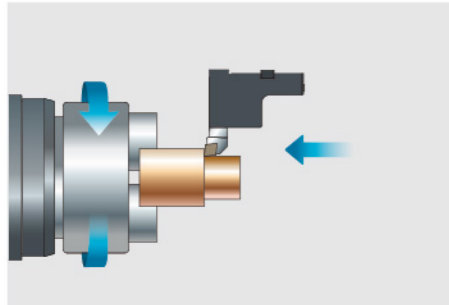
- 03 Machining ability
- 04 Machining accuracy
- 05 Machining accuracy
- 07 Operation
- 08 Peripheral accessories
- 09 Tool interference
- 10 Working area
- 11 Spindle output and torque chart
- 12 Standard/Optional accessories
- 13 Machine dimensions/Specification

	Bar capacity	Spindle diameter	Z axis stroke	Turning	Turning & Milling
Chuck size 6"	Ø44 mm	Ø80 mm	400 mm	TC-1500	TC-1500M
Chuck size 8"	Ø51 mm	Ø100 mm	400 mm	TC-2000	TC-2000M
			600 mm	TC-2000L	TC-2000LM
Chuck size 10"	Ø64 mm	Ø120 mm	400 mm	TC-2500	TC-2500M
	Ø74 mm	Ø130 mm	600 mm	TC-2500L	TC-2500LM

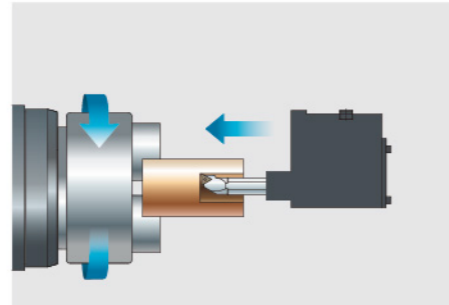


Machining ability

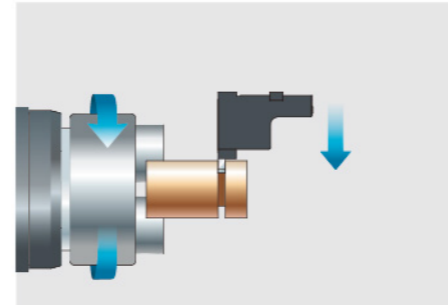
Turning Material : S45C



O.D. turning	
Material removal rate	330 cm ³ /min
Cutting depth	5 mm
Spindle speed	763 rpm
Feedrate	0.5 mm/rev
Cutting speed	120 m/min

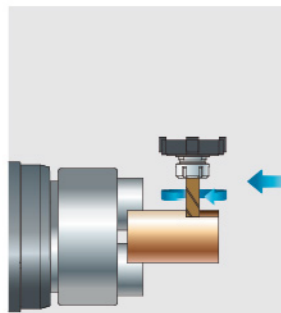


I.D. turning	
Material removal rate	270 cm ³ /min
Cutting depth	5 mm
Spindle speed	637 rpm
Feedrate	0.5 mm/rev
Cutting speed	120 m/min

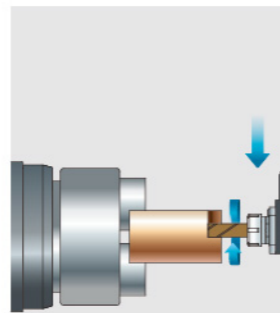


Grooving	
Cutting width	8 mm
Spindle speed	637 rpm
Feedrate	0.1 mm/rev
Cutting speed	120 m/min

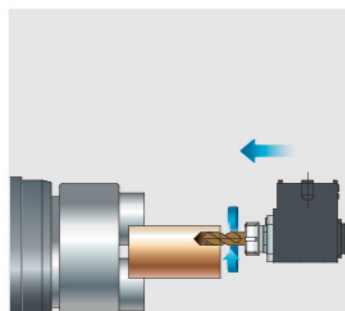
Milling Material : S45C



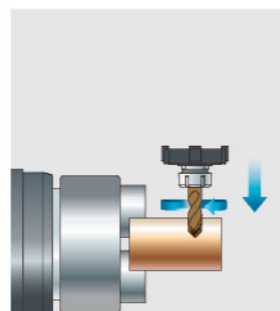
End milling	
Material removal rate	38 cm ³ /min
Tool	end mill Ø20 mm (4 teeth)
Spindle speed	500 rpm
Cutting speed	200 mm/min
Cutting width	12 mm
Cutting depth	16 mm



End milling	
Material removal rate	38 cm ³ /min
Tool	end mill Ø20 mm (4 teeth)
Spindle speed	500 rpm
Cutting speed	200 mm/min
Cutting width	12 mm
Cutting depth	16 mm



Drilling	
Material removal rate	25 cm ³ /min
Tool	drill Ø20 mm
Spindle speed	398 rpm
Feedrate	0.2 mm/rev
Cutting speed	25 m/min



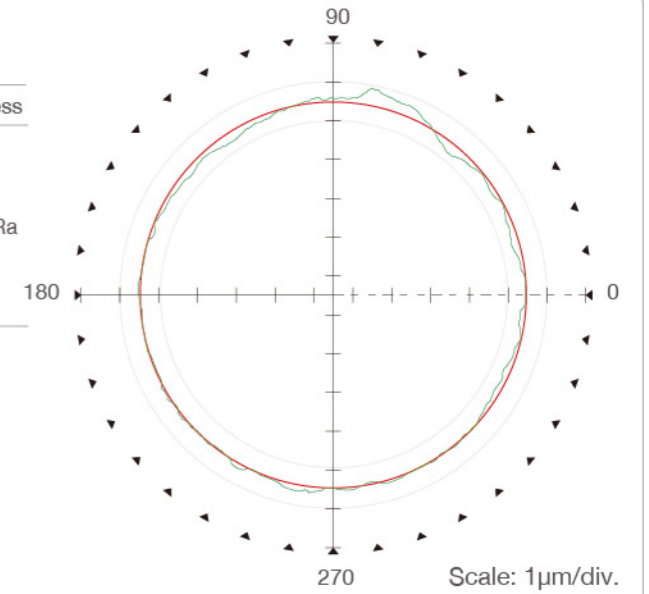
Drilling	
Material removal rate	25 cm ³ /min
Tool	drill Ø20 mm
Spindle speed	398 rpm
Feedrate	0.2 mm/rev
Cutting speed	25 m/min

※Note: Above data are the test result of TC-2000LM

Machining accuracy

Turning accuracy

		Roundness	Cylindricity	Roughness
Material	Brass	0.9 μm	5 μm	0.3 μm Ra
Tool	Diamond cutting tool			
Turning diameter	60 mm			
Spindle speed	3,000 rpm			
Feedrate	0.05 mm/rev			




Turning stability

Dry cutting

		The variation of O.D. of long-term machining
Material	Brass	0.015 mm
Tool	Diamond cutting tool	
Turning diameter	60 mm	
Spindle speed	3,000 rpm	
Feedrate	0.05 mm/rev	

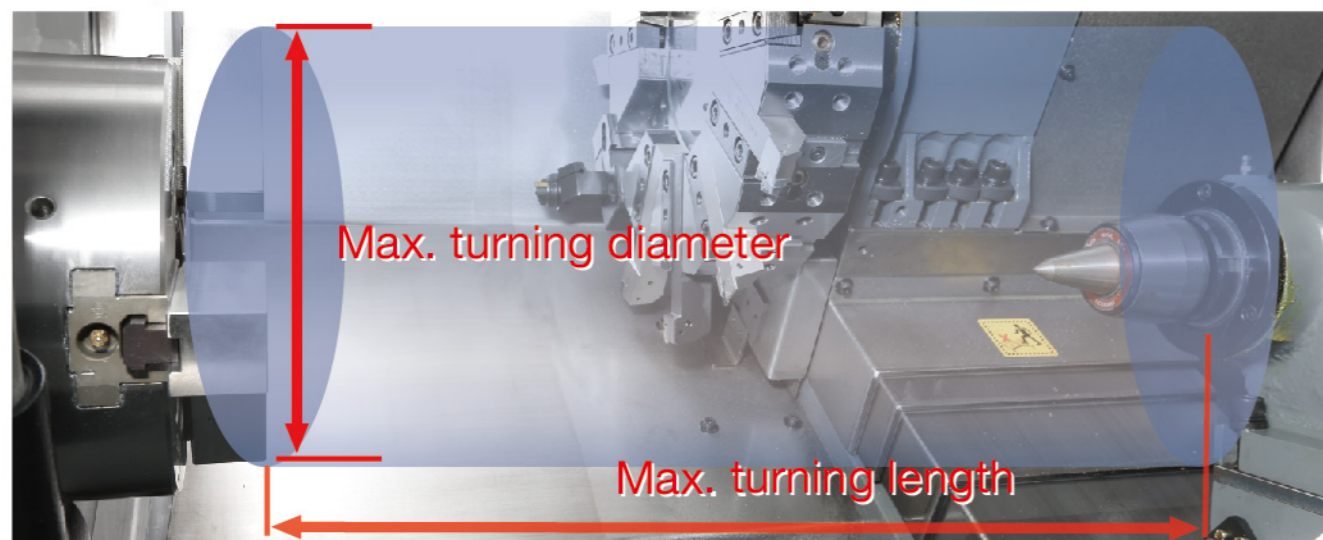


※The above data is measured in-house. The test result may not be obtained due to different cutting conditions and environment conditions.



Machining accuracy

Working area





Model	TC-1500	TC-1500M	TC-2000	TC-2000L	TC-2000M	TC-2000LM	TC-2500	TC-2500L	TC-2500M	TC-2500LM	
Max. swing diameter							520				
Max. swing diameter							320				
over saddle	300(12V)	280	300(12V)		280		300(12V)		280		
Max. turning diameter	330(8V)		330(8V)				330(8V)				
Max. turning length	400	300	400	600	300	500	400	600	300	500	

Unit:mm




Tailstock

Manual travel	275/500(L) mm
Quill travel	100 mm
Center taper	TC-1500 / TC-2000 : MT4 TC-2500 : MT5
Max. thrust	TC-1500 / TC-2000 : 500 kgf TC-2500 : 700 kgf




X axis saddle

X axis saddle has optimized structure with stable static and dynamic rigidity due to finite element analysis.




Turret

Servo turret



Power turret



	Servo turret	Power turret
Tool capacity	12/8(Opt.)	12
Indexing time(1-station)	0.2 sec	0.3 sec
Indexing time(6-station)	0.6 sec	1 sec
Max. speed of live tool	-	6,000 rpm
Spindle output of live tool	-	5.5/3.7 kW

Operation

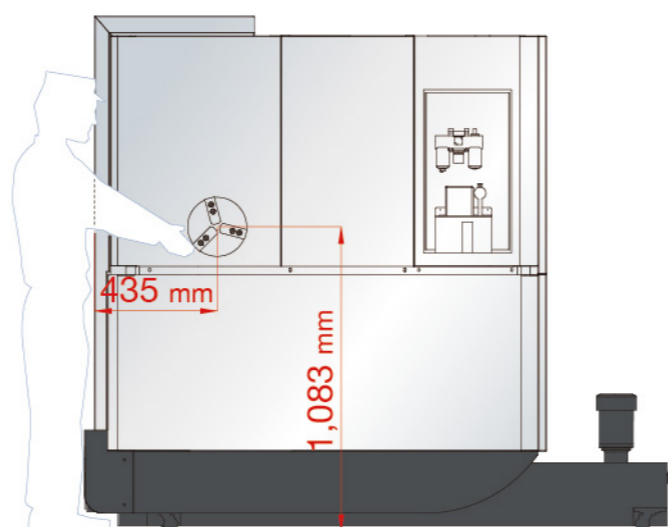
Swivel-type operation panel

The swivel panel makes operator easy to operate and inspect during operation.



Accessibility

The access to spindles or turrets is short and comfortable to operator.




Door opening width

The wide door opening makes machine operation and maintenance more convenient.



Tailstock area

Spacious tailstock working area.



Peripheral accessories

Chip conveyor

According to different materials and chip size, Tongtai provide various chip conveyors for the best chip disposal.



Coolant tank capacity
95 L (80% full)

Specification	Steel		Cast iron		Aluminum/ Non-ferrous metal		
	Long/Curl chips	Short chips	Powder chips	Short chips	Long/Curl chips	Short chips	Powder chips
Hinge type	○	X	X	X	○	X	X
Scraper type	X	○	○	○	X	○	○
Magnetic scraper type	X	○	○	○	X	X	X


○ : Suitable X : Non-suitable

Short chips: Chips shorter than 60 mm or ball type chips smaller than Ø40 mm.
Curl long chips: Chips' length is longer than short ones.

Manual tool presetter (optional)



Disc type oil skimmer (optional)

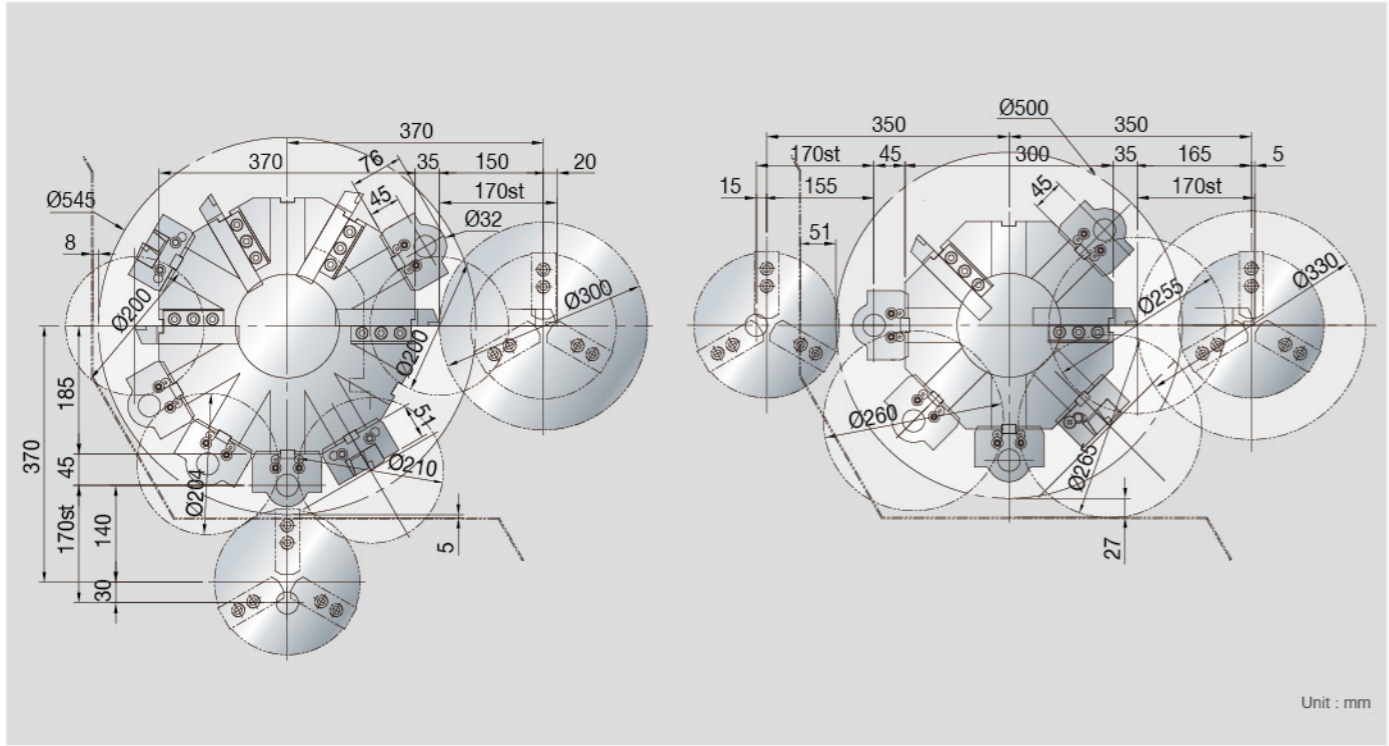


Oil mist collector (optional)

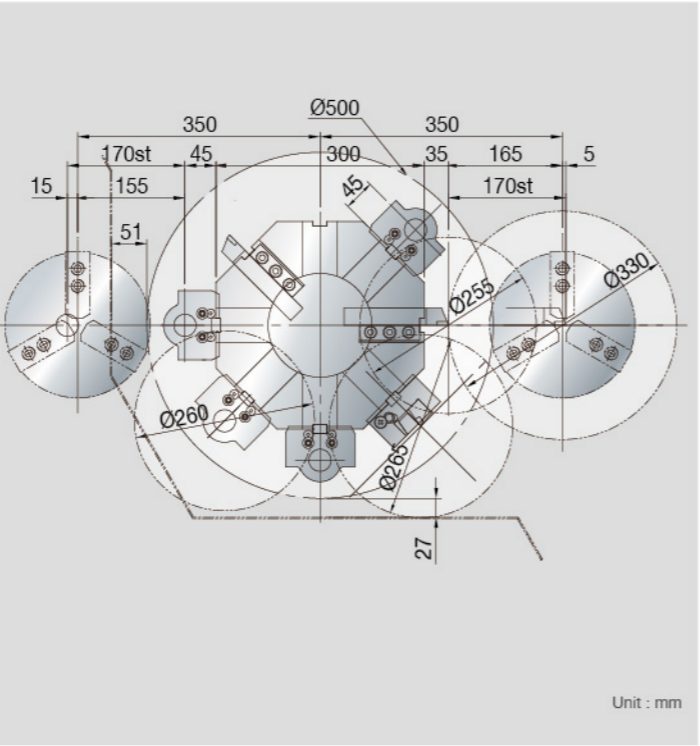


Tool interference

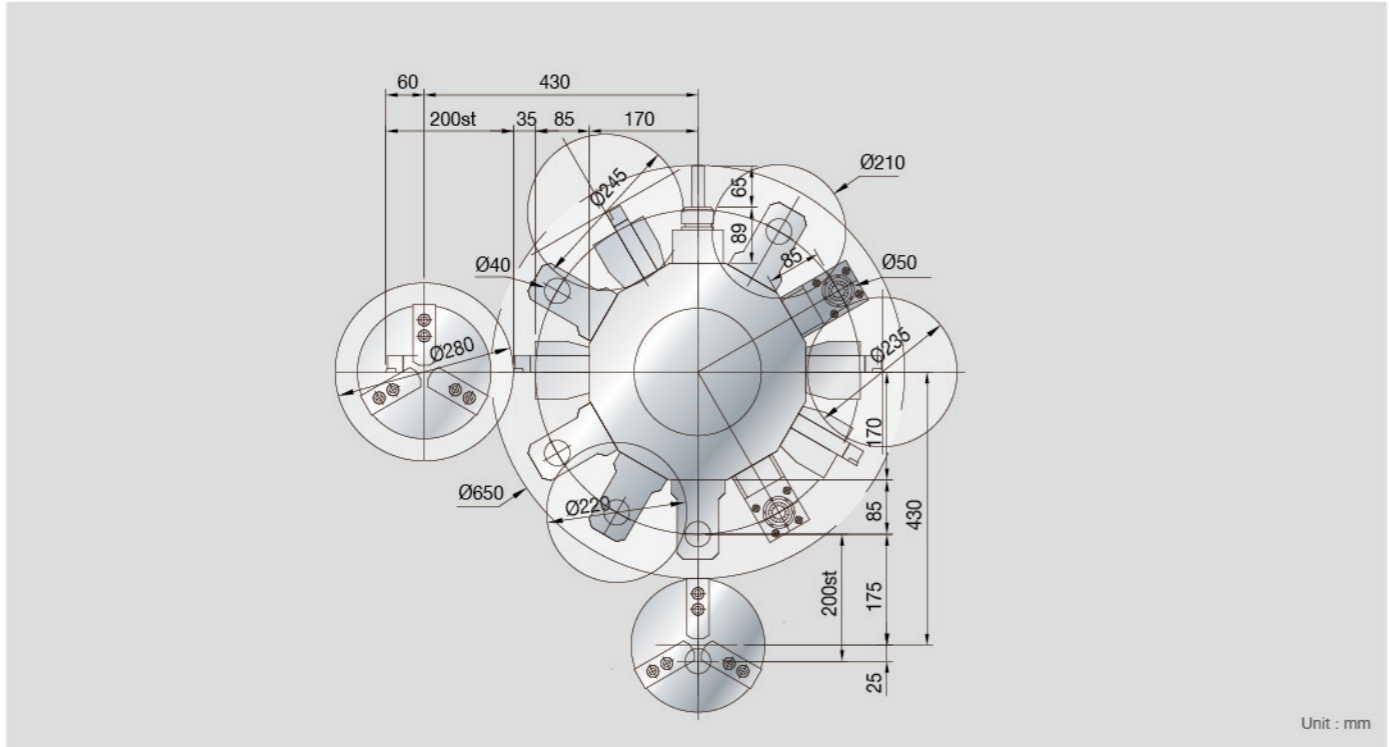
12V servo turret



8V servo turret

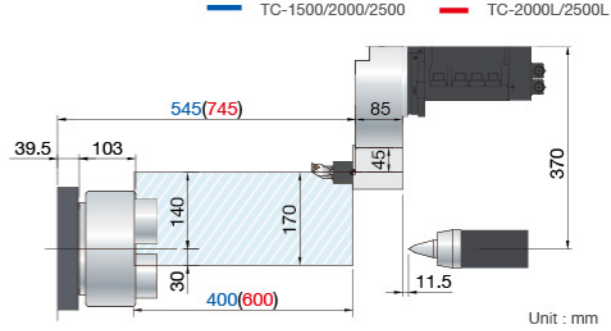
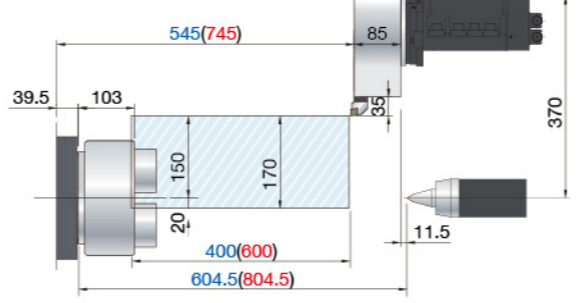


12V power turret(VDI40)

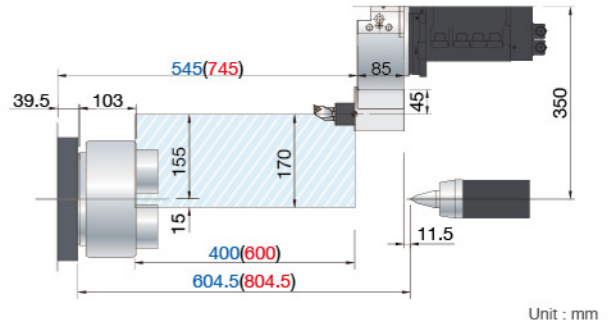
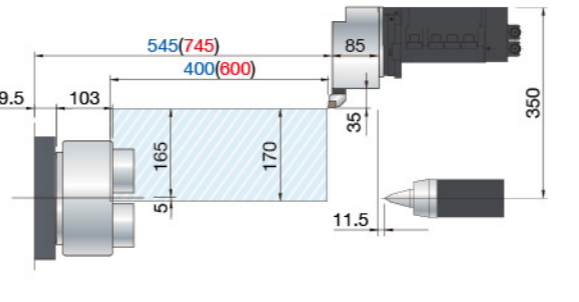


Working area

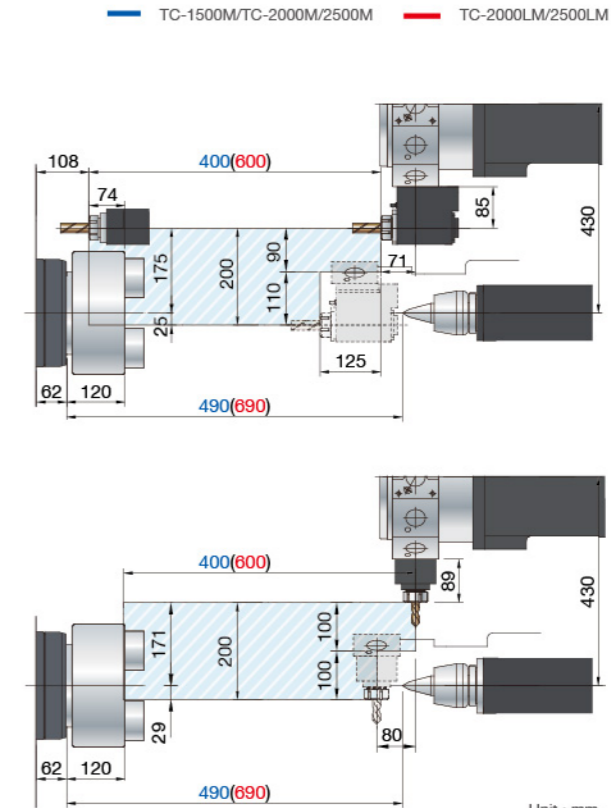
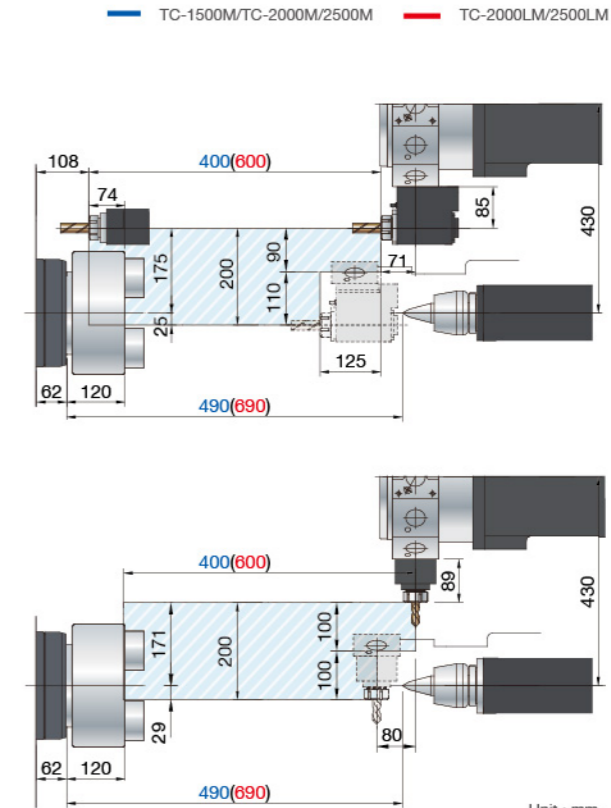
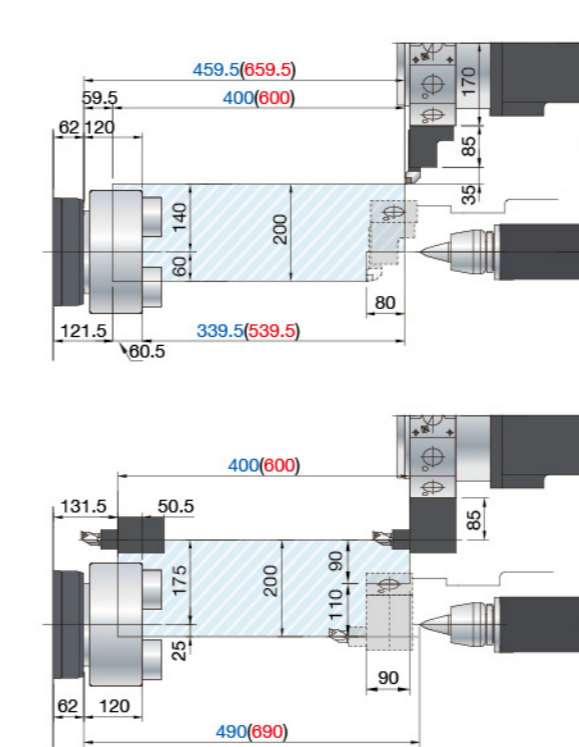
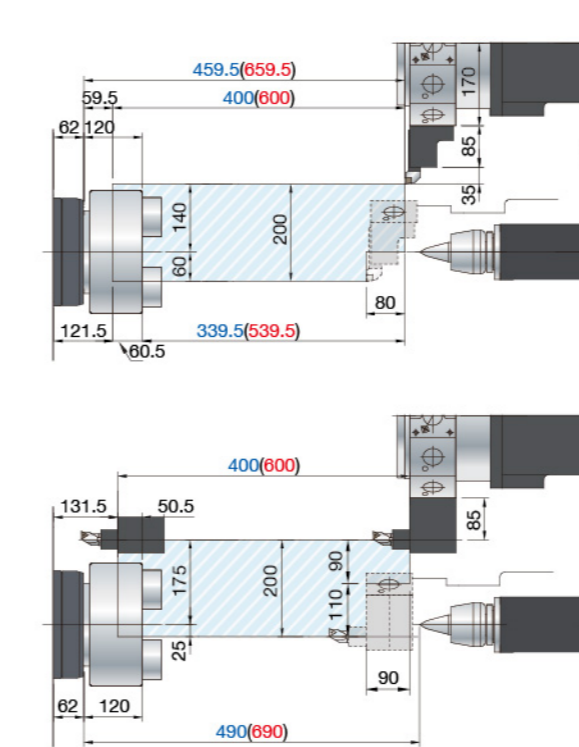
12V servo turret



8V servo turret

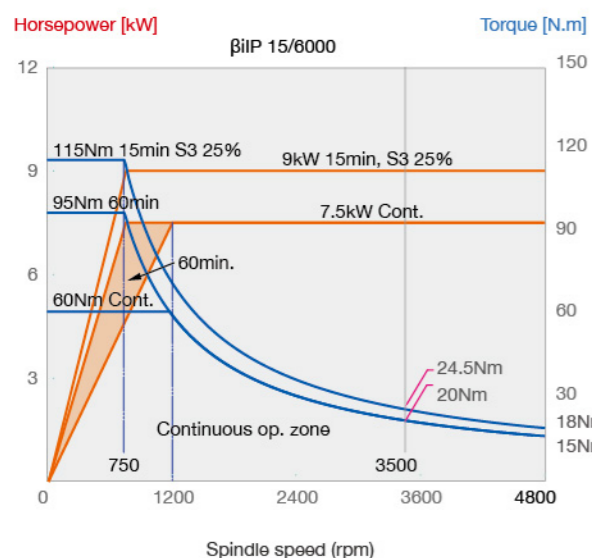


12V power turret(VDI40)

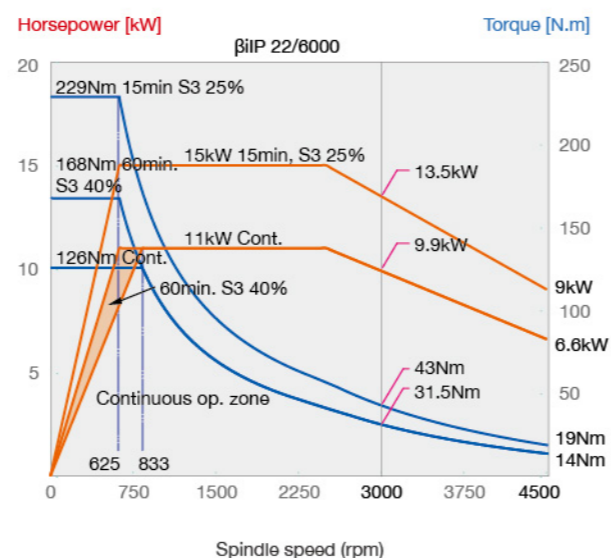


Spindle output and torque chart

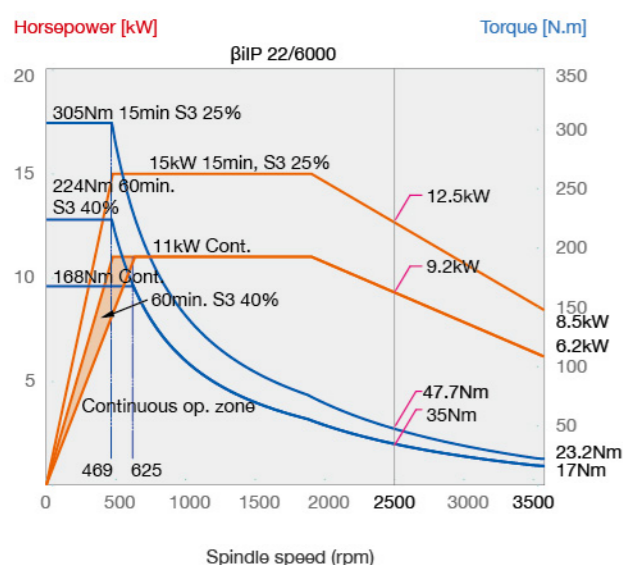
TC-1500 Spindle bearing
dia. Ø80 mm
Pulley ratio 1:1



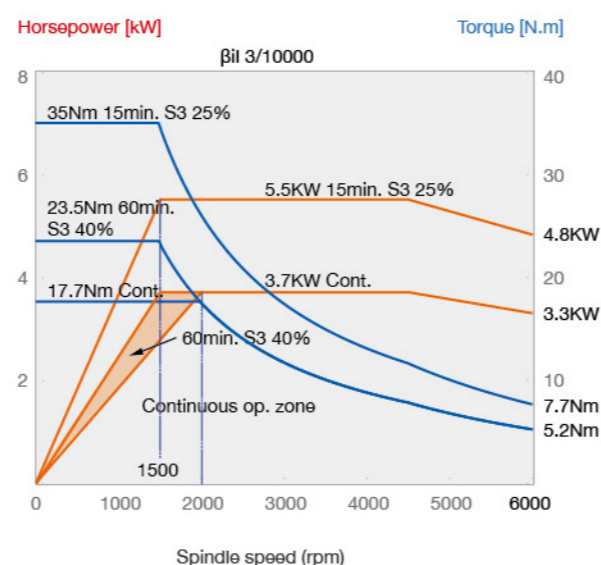
TC-2000 Spindle bearing
dia. Ø100 mm
Pulley ratio 1:1.2



TC-2500 Spindle bearing
dia. Ø120/Ø130 mm
Pulley ratio 1:1.6



Live tool motor



Standard/Optional accessories

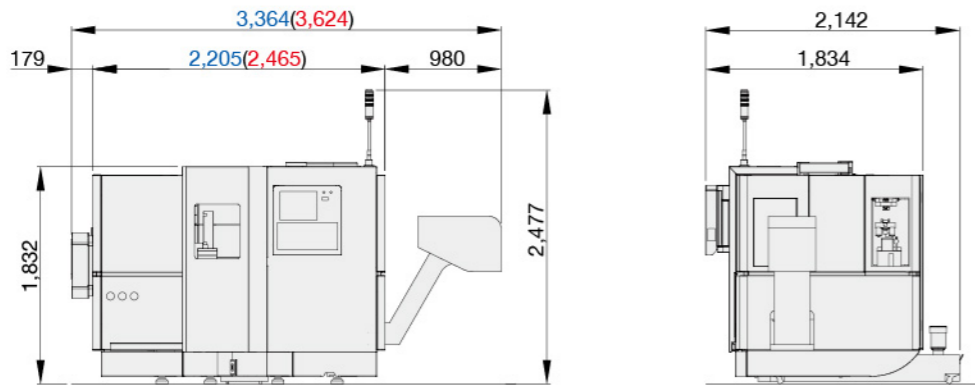
Standard/Optional accessories

		Standard	Optional
Chuck	3 Jaws through hole chuck	●	
	Collet type through hole chuck		○
Turret	12V servo turret	●	
	8V servo turret		○
	Power turret		○
Spec. of live tool holder	BMT-65		○
	VDI-40		○
Chip conveyor	Hinge type	●	
	Scraper type		○
	Magnetic scraper type		○
Coolant & air blow	Coolant through spindle		○
	Air blow through spindle		○
	Coolant on spindle side		○
	Air blow on spindle side		○
Automation equipment	Bar feeder		○
	Part catcher		○
	Part conveyor		○
	Automatic door		○
Tool holder(Servo turret)	Face turning tool holder	2	
	I.D. tool holder	4	
	Gasket	8	
	Sleeve of I.D. tool Ø8, Ø10, Ø12, Ø16, Ø20, Ø2	one each size	
	Sleeve of drilling tool MT1, MT2, MT3"	one each size	
Others	Oil skimmer		○
	Oil mist collector		○
	Air conditioner for electrical cabinet		○
	Manual tool presetter		○
	Air gun		○
	Coolant gun		○

Machine dimensions/Specification

Dimension with sideward type chip conveyor

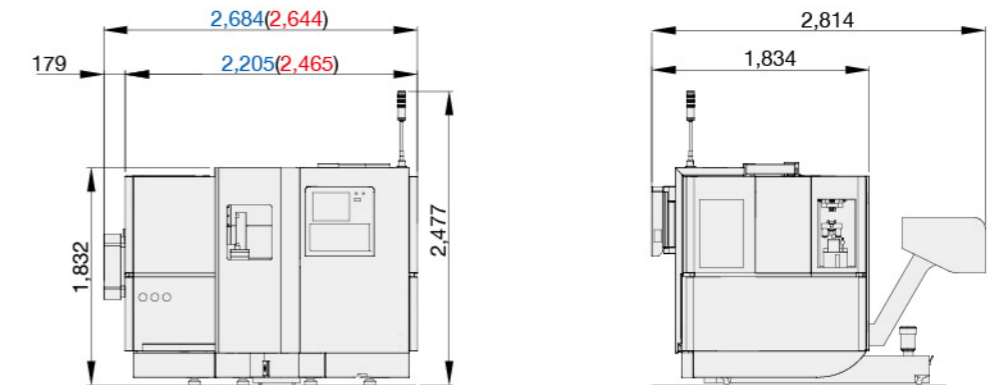
— TC-1500M/TC-2000M/2500M — TC-2000LM/2500LM



Unit : mm

Dimension with rearward type chip conveyor

— TC-1500M/TC-2000M/2500M — TC-2000LM/2500LM



Unit : mm

Specification

Item	Specification	Unit	TC-1500	C-1500M	TC-2000	TC-2000L	TC-2000M	TC-2000LM
Turning capacity	Spindle bearing dia.	mm	Ø80		Ø100			
	Max. swing dia.	mm	Ø520		Ø520			
	Max. swing dia. over saddle	mm	Ø320		Ø320			
	Max. turning diameter	mm	Ø320(12V) Ø330(8V)	Ø280	Ø320(12V) Ø330(8V)		Ø280	
	Max. turning length	mm	400	300	400	600	300	500
Spindle	Spindle nose		A2-5		A2-6			
	Spindle speed	rpm	4,800(Opt.3,500)		4,500(Opt.3,000)			
	Chuck O.D.	inch	6"		8"			
	Through-spindle hole dia.	mm	Ø56		Ø62			
	Bar capacity	mm	Ø44		Ø51			
Turret	Tool capacity		12(Opt.8)	-	12(Opt.8)		-	
	O.D. tool	mm	25x25	-	25x25		-	
	I.D. tool	mm	Ø32/Ø40	-	Ø32/Ø40		-	
	Driving system		Servo		-		-	
Power turret	Tool capacity		-	12(VDI-40)	-		12(VDI-40)	
	Motor	kW	-	5.5/3.7	-		5.5/3.7	
	O.D. tool	mm	-	25x25	-		25x25	
	I.D. tool	mm	-	Ø40	-		Ø40	
	Max. speed	rpm	-	6,000	-		6,000	
Stroke	X/Z axis stroke	mm	170/400	200/400	170/400	170/600	200/400	200/600
	X/Z axis rapid traverse	m/min	30/30		30/30			
Feed	Cutting feerdate	mm/rev	0.001~5,000		0.001~5,000			
	Tailstock/Quill stroke	mm	275/100	275/100	500/100	275/100	500/100	
Tailstock	Center taper		MT#4		MT#4			
	Driving system		Manual		Manual			
	Spindle motor	kW	9/7.5		15/11			
Motor	X/Z axis servo motor	kW	1.8/1.8		1.8/1.8			
	Coolant tank capacity	L	95		95			
Coolant unit	Coolant motor	kW	0.55x1		0.55x1			
	Hydraulic tank capacity	L	30		30			
Hydraulic unit	Hydraulic motor	kW	1.5		1.5			
	LxWxH	mm	3,364x2,142x2,477	3,364x2,142x2,477	3,624x2,142x2,477	3,364x2,142x2,477	3,624x2,142x2,477	
Machine size	Weight	kg	3,250	3,350	3,300	3,900	3,400	4,000

©Specifications May Be Changed Without Prior Notice

Specification

Item	Specification	Unit	TC-2500	TC-2500L	TC-2500M	TC-2500LM	TC-2500	TC-2500L	TC-2500M	TC-2500LM
Turning capacity	Spindle bearing dia.	mm	Ø120				Ø130			
	Max. swing dia.	mm	Ø520				Ø520			
	Max. swing dia. over saddle	mm	Ø320				Ø320			
	Max. turning dia.	mm	Ø320(12V) Ø330(8V)		Ø280		Ø320(12V) Ø330(8V)		Ø280	
	Max. turning length	mm	400	600	300	500	400	600	300	500
Spindle	Spindle nose		A2-8				A2-8			
	Spindle speed	rpm	2,500(Opt.3,500)				2,500(Opt.3,500)			
	Chuck O.D.	inch	10"				10"			
	Through-spindle hole dia.	mm	Ø76				Ø86			
	Bar capacity	mm	Ø64				Ø74			
Turret	Tool capacity		12 (Opt.8)		-		12 (Opt.8)		-	
	O.D. tool	mm	25x25		-		25x25		-	
	I.D. tool	mm	Ø32/Ø40		-		Ø32/Ø40		-	
	Driving system		Servo		-		Servo		-	
Power turret	Tool capacity		-		12(VDI-40)		-		12(VDI-40)	
	Motor	kW	-		5.5/3.7		-		5.5/3.7	
	O.D. tool	mm	-		25x25		-		25x25	
	I.D. tool	mm	-		Ø40		-		Ø40	
	Max. speed	rpm	-		6,000		-		6,000	
Stroke	X/Z axis stroke	mm	170/400	170/600	200/400	200/600	170/400	170/600	200/400	200/600
	X/Z axis rapid traverse	m/min	30/30				30/30			
Feed	Cutting feerdate	mm/rev	0.001~5,000				0.001~5,000			
	Tailstock/Quill stroke	mm	275/100	500/100	275/100	500/100	275/100	500/100	275/100	500/100
Tailstock	Center taper		MT#5				MT#5			
	Driving system		Manual				Manual			
	Spindle motor	kW	15/11				15/11			
Motor	X/Z axis servo motor	kW	1.8/1.8				1.8/1.8			
	Coolant tank capacity	L	95				95			
Coolant unit	Coolant motor	kW	0.55x1				0.55x1			
	Hydraulic tank capacity	L	30				30			
Hydraulic unit	Hydraulic motor	kW	1.5				1.5			
	LxWxH	mm	3364x2142x2477	3624x2142x2477	3364x2142x2477	3624x2142x2477	3364x2142x2477	3624x2142x2477	3364x2142x2477	3624x2142x2477
Machine size	Weight	kg	3,400	4,000	3,500	4,100	3,500	4,100	3,600	4,200

©Specifications May Be Changed Without Prior Notice